REVISIONS				
REV.	SUFFIX	DESCRIPTION	DATE	APPROVED
B		Update the old version drawing to the new version drawing	2021.9.15	MIKE
C		Changes the label serial number description	2022.02.15	Mike

Length	Tolerance
>1	+5.08cm(2in)/−0
1<X<10	+10.16cm(4in)/−0
<10	+X1%/−0

XM(FT)

WIRING DIAGRAM

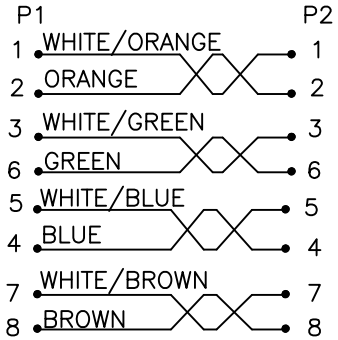

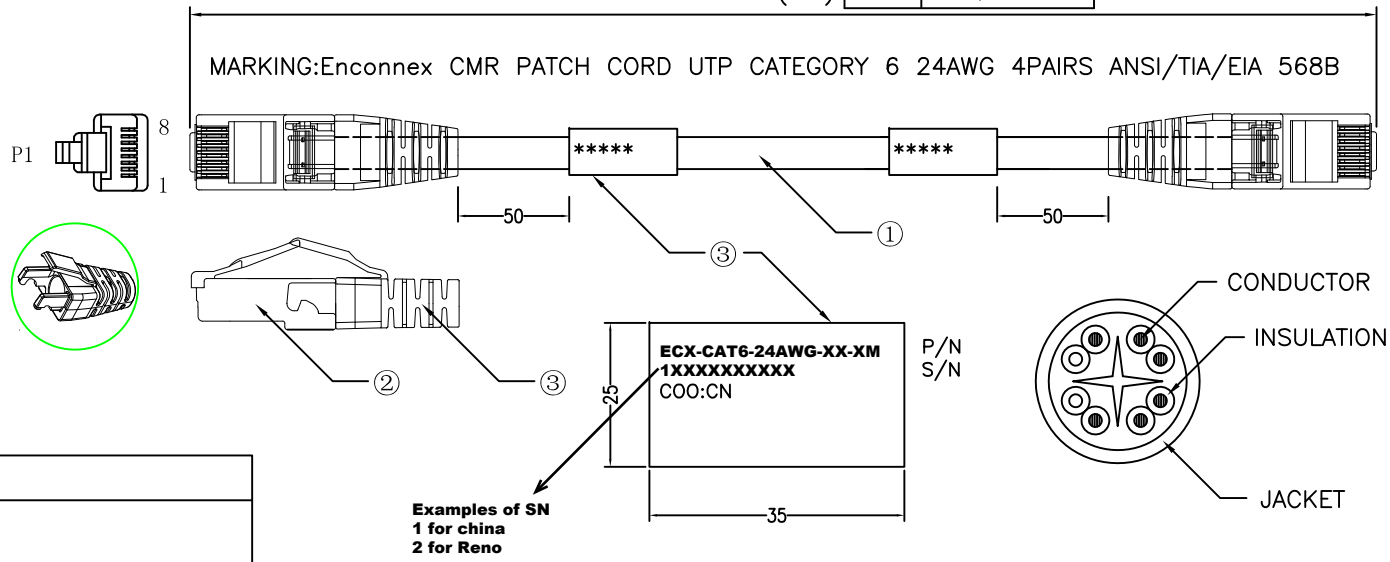

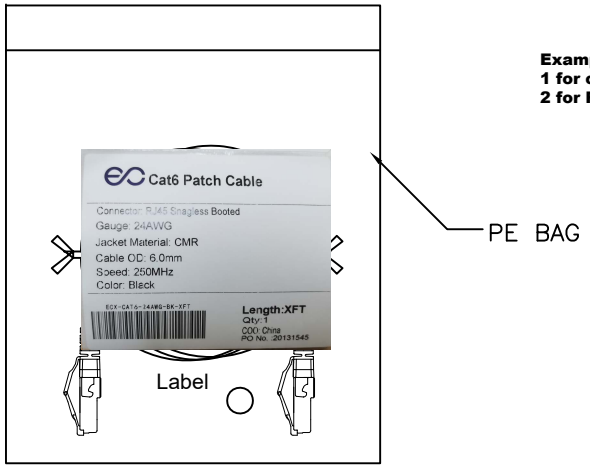

ELECTRICAL TEST:

1.0 100% OPEN&SHORT&MISS WIRE TEST
2.0 CONDUCTOR RESISTANCE:2 Ohm/max
3.0 INSULATION RESISTANCE: 10M Ohm(MIN)
4.0 HI-POT:300V DC/0.01s.
5.0 SPEED:10Gb.

3	Sheath:PC-V2 natural color, wire hole 6.0mm Assembled Clear Boot
2	Conn.:RJ45, 8P8C, G/F(3u) Transparent 1.1mm wire hole
1	Cable:CAT6 UTP(Unshielded) 24AWG Stranded Twisted pair(7/0.2mmBC)*4,OD:6.0±0.3 Jacket:PVC CMR(FT4 Riser Rated)（color;black,red,white...）

TOLERANCES LINEAR(mm)
X ± 1
.X ± 0.5
.XX ± 0.30
.XXX± 0.130
X ± 1°
.X ± 0.5°
.XX ± 0.25°

MATERIAL: /

DESCRIPTION: Cat 6A

ENCONNEX
2700 Mill Street, Unit 400,Reno, NV 89502

PART NUMBER: ECX-CAT6-24AWG-XX-XM

DESCRIPTION: Connectivity

DEBUR AND BERAK SHARP EDGES/CORNERS AT 0-2MAX

DRAWN BY: Jack
ORG DATE:2021.9.15
APPROVED BY: Mike
REV DATE: 2022.02.15

UNITS:MM | INTERPRET TO ASME Y14.100 | SIZE:A4 | SCALE: DO NOT SCALE | SHEET:1/1 | REV: C