



Power Distribution Units





Table of Contents

Introduction	3
Why Enconnex PDUs	3
Selecting a Power Distribution Unit (PDU)	4
PDU in Detail	5
PDU Categories	6 - 7
Basic PDUs	
Input Metered PDUs	
Switched PDUs	
Outlet Metered PDUs	
Outlet Metered, Outlet Switched PDUs	
PDU Configurations	8 - 11

Introduction

Enconnex is a global manufacturer of data center infrastructure solutions, including racks and cabinets, power and cooling, connectivity products, PDUs, and accessories. All of our products are manufactured to our exacting standards to ensure maximum value. Our pedigree lies in product development and highly efficient manufacturing processes. We can move rapidly from concept design to finished product, so our customers can go to market faster and accelerate ROI. We keep our most popular products in stock and ready to ship, which helps to improve our customer's speed to market. Our team is here to help you select the right products and to develop solutions to meet your specific needs.

Why Enconnex PDUs

- Competitive pricing versus global brands
- Ability to offer customized units
- Reduced lead-times (about four weeks)
- Global certifications to meet international needs
- Standardized designs across product lines

Selecting a Power Distribution Unit (PDU)

The Enconnex PDU distributes power to devices in the rack and offers real-time phase and circuit breaker metering and network monitoring of power loads for overload avoidance, capacity and load balancing, and energy use optimization.

1. **Determine the IT equipment power requirements of each device.**
 - Identify the type of outlet needed, the power draw of the device, and whether redundancy of power in the rack is desired.
2. **Select the appropriate power input to support the IT load.**
 - Identify the plug type that can deliver the power needed per step 1.
3. **Choose the features needed for implementation in your system.**
 - Review the next three pages of this catalog for tips.

PDU in Detail



Power Plug
Top-Bottom Orientation

Low Profile Design
Industry leading design
saves rack space and
maximizes access

1G Networking

Dual Network Access (DNA)
In 2N configuration for
network redundancy or
tenant/client use



Hot Swappable
Network Module
For easy maintenance
and feature upgrades


Large OLED
Display
Hot-Swappable/
Upgradable



Locking IEC Outlets
Provide secure power
connections for critical
applications



Best-in-Class
Billing Grade Accuracy
+/- 1% throughout entire range
of operational specification



Flexible Mounting
Toolless mount
locations on both
sides and rear of
PDU

Premium Hydraulic-Magnetic
Circuit Breakers
Stable trip characteristics at
extreme temperatures

Designed for
High Temperature
Safe, Reliable Operation
at 60°C with Full Load Rating

Color Coded Outlets
and Circuit Breakers
For easy source identification



Daisy Chain
Up to 4 PDUs and
32 total sensors




USB Port
SW Upgrade,
Future Accessories



Environmental & Security
Ready to support up to
eight digital plug-and-
play sensors and/or
proximity card access

PDU Categories



Basic PDUs

The Enconnex Basic PDU distributes power to devices in the rack configured with premium high-temperature, branch-rated hydraulic-magnetic circuit breakers. Labeled outlets and circuit breakers allow easy identification of circuit configuration for reduced connectivity errors. Ultra-low profile design reduces space when installed in the IT cabinet and improves airflow efficiency.




Input Metered PDUs

In addition to the features of the Basic PDU, a hot-swappable network management card allows for future upgrades and enhanced MTTR. Up to 8 optional environmental sensors can be connected and managed through each PDU.



Switched PDUs

In addition to the features of the Input Metered PDU, switched outlets allow power-up sequencing, remote reboot, and outlet access control.



Outlet Metered PDUs

In addition to the features of the Input Metered PDU, the Outlet Metered PDU monitors the individual device power metrics to optimize growth and energy usage.



Outlet Metered, Outlet Switched PDUs

Combining all the features of the Switched PDU and the Outlet Metered PDU, this is the ultimate in PDU technology for all your data center monitoring needs.

Features	Basic	Input Metered	Switched	Outlet Metered	Outlet Metered, Outlet Switched
Premium high-temperature branch rated magnetic hydraulic circuit breaker	X	X	X	X	X
Ultra-low profile design	X	X	X	X	X
Alternate-branched outlets	X	X	X	X	X
High-density outlet arrangement	X	X	X	X	X
Real-time face and circuit breaker metering and monitoring of power loads		X	X	X	X
Remote PDU access management		X	X	X	X
Conforms to the following standards: Redfish API, RESTful API, IPV6 -SSL/IPsec, SNMP V3		X	X	X	X
Integrates with DCIM and BMS		X	X	X	X
Outlet access control			X		X
Power sequencing			X		X

PDU Configurations

PDU Type	SKU	Region	Input Voltage	Input Current	Phase Connection	Input Plug Type	Outlet Count C13 + C19
Basic	ECX-BH1724000-T	International	415/230V	32A	3 Phase	IEC60309 532P6 (IP44)	24 + 0
	ECX-BV1120020-N	International	230V	16A	1 Phase	IEC60309 316P6 (IP44)	20 + 2
	ECX-BV1224000-P	International	230V	32A	1 Phase	IEC60309 332P6 (IP44)	24 + 0
	ECX-BV1236060-P	International	230V	32A	1 Phase	IEC60309 332P6 (IP44)	36 + 6
	ECX-BV1636060-R	International	400V	16A	3 Phase	IEC60309 516P6 (IP44)	36 + 6
	ECX-BV1730120-T	International	415/230V	32A	3 Phase	IEC60309 532P6 (IP44)	30 + 12
Input Metered	ECX-MV1120040-N	International	230V	16A	1 Phase	IEC60309 316P6 (IP44)	20 + 4
	ECX-MV1232060-E	North America	200-240V	30A	1 Phase	NEMA L6-30P	32 + 6
	ECX-MV1236060-P	International	230V	32A	1 Phase	IEC60309 332P6 (IP44)	36 + 6
	ECX-MV1636060-R	International	400V	16A	3 Phase	IEC60309 516P6 (IP44)	36 + 6
	ECX-MV1724120-T	International	415/230V	32A	3 Phase	IEC60309 532P6 (IP44)	24 + 12
	ECX-MV1730060-G	North America	208V	30A	3 Phase	NEMA L21-30P	30 + 6 + 2x5-20R
	ECX-MV1824120-L	North America	208V	60A	3 Phase	IEC 60309 460P9 (IP44)	24 + 12
Switched	ECX-SV1120040-N	International	230V	16A	1 Phase	IEC60309 316P6 (IP44)	20 + 4
	ECX-SV1120040-N	North America	240V	16A	1 Phase	IEC 60309 316P6 (IP44)	20 + 4
	ECX-SV1212120-E	North America	200-240V	30A	1 Phase	NEMA L6-30P	12 + 12
	ECX-SV1212121-P	International	230V	32A	1 Phase	IEC60309 332P6 (IP44)	12 + 12
	ECX-SV1220040-P	International	230V	32A	1 Phase	IEC60309 332P6 (IP44)	20 + 4
	ECX-SV1630060-R	International	400V	16A	3 Phase	IEC60309 516P6 (IP44)	30 + 6
	ECX-SV1712120-T	International	400V	32A	3 phase	IEC60309 532P6 (IP44)	12 + 12
	ECX-SV1712120-T	North America	415/230V	32A	3 Phase	IEC 60309 3P+N+E 6h (IP44)	12 + 12
	ECX-SV1812120-K	North America	208V	50A	3 Phase	Hubbell CS8365C	12 + 12

PDU Configurations

PDU Type	SKU	Region	Input Voltage	Input Current	Phase Connection	Input Plug Type	Outlet Count C13 + C19
Outlet Metered	ECX-PV1724120-T	International	415/230V	32A	3 Phase	IEC60309 532P6 (IP44)	12 + 12
	ECX-PV1812120-L	North America	208V	60A	3 Phase	IEC 60309 460P9 (IP44)	12 + 12
Outlet Metered, Outlet Switched	ECX-WH1208000-E	North America	200-240V	30A	1 Phase	NEMA L6-30P	8 + 0
	ECX-WV1220040-P	International	230V	32A	1 Phase	IEC60309 332P6 (IP44)	20 + 4
	ECX-WV1224080-P	International	230V	32A	1 Phase	IEC60309 332P6 (IP44)	24 + 8
	ECX-WV1224120-E	North America	200-240V	30A	1 Phase	NEMA L6-30P	24 + 12
	ECX-WV1724120-G	North America	208V	30A	3 Phase	NEMA L21-30P	24 + 12
	ECX-WV1724121-T	International	415/230V	32A	3 Phase	IEC60309 532P6 (IP44)	24 + 12
	ECX-WV1730060-G	North America	208V	30A	3 Phase	NEMA L21-30P	30 + 6
	ECX-WV1730061-G	North America	208V	30A	3 Phase	NEMA L21-30P	30 + 6
	ECX-WV1824120-L	North America	208V	60A	3 Phase	IEC 60309 460P9 (IP44)	24 + 12



Contact Us

Address: 2700 Mill Street, Unit 400, Reno, NV 89502

Email: sales@enconnex.com

Phone: +1 (833) TALK ECX